

# WATER-WISE LANDSCAPE REBATE

## Program Steps

Thornton Water provides the Water-Wise Landscape Rebate and other resources to help you reduce your water use (and increase curb-appeal!) Follow these steps to complete your rebate application and H<sub>2</sub>Overhaul.

Congratulations on deciding to make your landscape water-wise!

- 1 Review Rules and Requirements.** Review the Program Rules (included) to make sure you meet all the requirements. Still have questions? Call **720-977-6600** or email **Water@ThorntonWater.com**.
- 2 Take a “before” photo of your proposed area before you start work.**
- 3 Get your H<sub>2</sub>Overhaul Kit.** Find resources and request a free H<sub>2</sub>Overhaul Kit at **ThorntonWater.com/H2Overhaul**.
- 4 Submit Your Design For Approval.** Create a design with a professional landscape designer, or DIY using your H<sub>2</sub>Overhaul Kit. You can also download designs at **Plantselect.org/design/downloadable-designs**.
- 5 Get HOA Approval.** Submit your design to your HOA for review and approval, if applicable.
- 6 Apply For Your Rebate.** Download and complete the Water-Wise Landscape Rebate Application at **ThorntonWater.com/Rebates** and email documents to **Water@ThorntonWater.com**.
- 7 Locate Utilities.** Once we notify you of approval, you can begin! But before you start digging, find out where your utilities are located at **colorado811.org**.
- 8 Dig In!** Now you can begin transforming your landscape by following the steps in your H<sub>2</sub>Overhaul Kit.
- 9 Send Photos.** Before adding mulch to plant beds, email photos of installed plants to **Water@ThorntonWater.com**. You can add mulch once we give you the green light.
- 10 Schedule a Site Visit.** When your project is complete, email **Water@ThorntonWater.com** or call **720-977-6600**. We'll notify Resource Central to contact you to schedule your site visit. Site visit must be completed by September 30 or scheduled for the next year. The site visit includes a free sprinkler consultation for automatic irrigation system owners to help improve efficiency.
- 11 Receive Your Rebate.** Once you get final approval, up to \$1 per square foot of approved project area will be sent to you within two months.

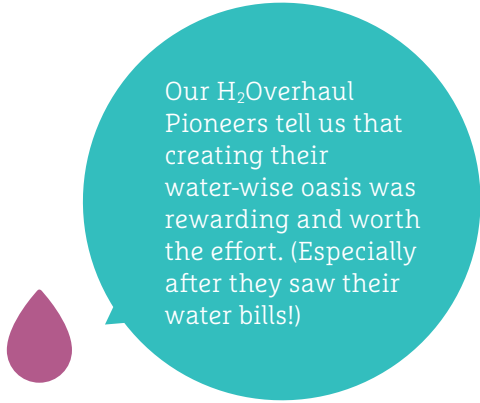
# WATER-WISE LANDSCAPE REBATE

## Program Rules

Before digging in, review these rules to ensure your landscape renovation ideas qualify.

### Qualifying Projects and Materials

Qualifying projects must be between 200 and 1,000 square feet and can be in the front, side or back yard (with the exception of artificial turf which only qualifies in the side and back yards.) Keep your receipts for all plants and materials used for this project. Receipts may be requested as a part of the inspection process.



Our H<sub>2</sub>Overhaul Pioneers tell us that creating their water-wise oasis was rewarding and worth the effort. (Especially after they saw their water bills!)

### You can apply for a rebate when you replace existing lawn/turf or when you convert an unimproved or not maintained area into:

1

**Mulched Plant Beds:** This includes designed mulched plant beds with no more than 30 percent bare mulch (estimating their size 3 years after planting). Eligible mulch types include shredded bark, bark chips or rock. A majority of plants must be ultra-low to low water requirement perennials, shrubs and trees. Approved designs will include a variety of plant species. A maximum of 30 percent moderate water demand plants will be accepted.

To find lists of eligible plants, follow these links:

- [CityOfThornton.net/government/citydevelopment/Pages/landscape-architecture.aspx](http://CityOfThornton.net/government/citydevelopment/Pages/landscape-architecture.aspx)
- [Plantselect.org/plants/find-a-plant/](http://Plantselect.org/plants/find-a-plant/)

2

**Low to No Water Turf Zones:** Artificial turf is eligible only in the side and back yards. (Thornton City Code, Section 18-542). Other approved low-water turf types include:

#### Cool Season Turf

- A. Turf Type Tall Fescue
- B. Fine Fescues (only Sheep, Blue and Hard fine fescues)
- C. Texas Hybrid Bluegrass

#### Warm Season Turf

- A. Mix of Buffalograss and Blue Grama
- B. Dog Tuff™ Grass from **Plantselect.org**

To learn more about low-water turf options visit <https://tinyurl.com/ht4zgym>

3

**Permeable Hardscapes:** Installation of hardscapes such as flagstone or paver paths and patios are permitted. However, concrete patios and rock mulched areas without plants are not considered permeable hardscapes and are not eligible.

4

**Decks:** Decks and other entertainment spaces must be constructed in a way that the ground remains permeable and replaces an area of irrigated landscape.

# WATER-WISE LANDSCAPE REBATE

## Sample Design Submission

Follow this template to create a complete landscape design that will provide all the details needed for a speedy approval process. Schedule a Landscape Design Consultation with Resource Central at 303-999-3824 before submitting a design.

1

### Property Map

Print an aerial view of your property from an online map program.

2

### Proposed Area

Use tracing paper and ruler to create an outline of the proposed H<sub>2</sub>Overhaul area.

3

### Measurements

Measure your yard and proposed H<sub>2</sub>Overhaul area and write measurements on the tracing paper.

4

### Total Square Footage

Calculate the square footage of the proposed H<sub>2</sub>Overhaul area to add to your application.

5

### Irrigation Design

On the tracing paper, add the layout of your current underground irrigation system/zones using a colored pen/pencil. Using another color, add the layout of how you plan to change the irrigation system for plant beds. *\*If you do not have an irrigation system, indicate that you will hand water or draw in the drip irrigation system you plan to add.*

6

### Plant Design

On a second piece of tracing paper, draw another outline of your proposed H<sub>2</sub>Overhaul area and draw in plants (at estimated size in 3 years after planting) or use an online design app.

- Include names and quantities of each plant species

7

### Material List

Add a detailed material list to your Landscape Design.

- Amount of soil amendment—bags or cubic yards
- Amount of mulch—bags or cubic yards

8

Take photos of your drawings or scan them into the computer. Email copies of your landscape designs with your Water-Wise Landscape Rebate Application to **[Water@ThorntonWater.com](mailto:Water@ThorntonWater.com)**.

See the back for sample submission examples.

# WATER-WISE LANDSCAPE REBATE

## Sample Design Submission

1



2

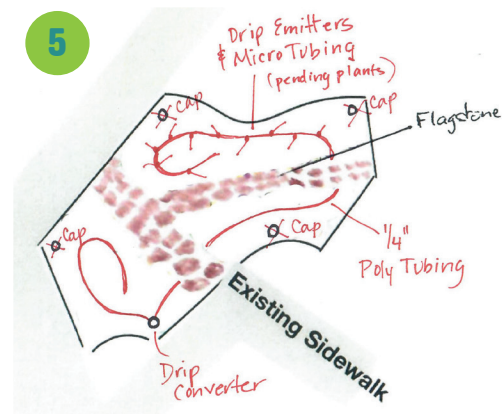


3

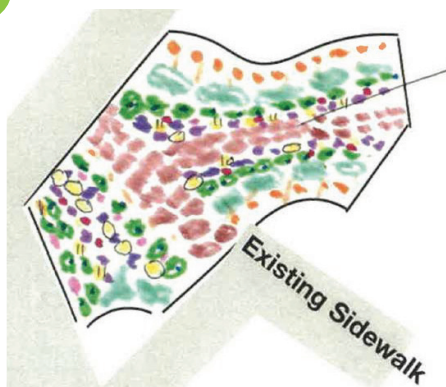
4



5



6



7

● Big Bluestem Grass	6
● Golden Banner	4
● Lewis Flax	6
● Maximilian Sunflower	2
● Native Bee Balm	5
● Rocky Mountain Penstemon	6
● Rose Milkweed	4
● Showy Fleabane	4
● Switch Grass	4
● Yellow Indian Grass	6
● Yellow Prairie Cornflower	6

Bags of Mulch	8
Bags of Soil Amendment	6



Thornton Water

# WATER-WISE LANDSCAPE REBATE

## Residential Water Efficiency Affidavit

Rebates may be considered taxable income by the IRS. Consult a tax professional for more information.

I, the undersigned, have read and understand the conditions of eligibility for this rebate as stated in the rebate rules available on ThorntonWater.com. This rebate is conditioned upon my compliance with its terms and with the terms required by the City of Thornton. I understand an inspection may be scheduled with a City inspector to verify installation of the water-wise landscape. I also understand that the City of Thornton makes no representations or warranties regarding any product or material, including any warranties of merchantability or fitness for a particular purpose or water efficiency. The City of Thornton is not liable or responsible for any act or omission of any contractor whatsoever, nor is the City of Thornton responsible for the condition of the plumbing and electrical wiring on the homeowner's side of the meter now or in the future. This rebate is subject to availability of funds and may be changed or discontinued without notice. I also understand that I am responsible for the installation of the new landscape and proper disposal of any project materials.

### **AFFIDAVIT OF LAWFUL PRESENCE IN THE U.S.**

(A requirement of Colorado Law- HB 06S-1023)

I, \_\_\_\_\_ (print name legibly), swear or affirm under penalty of perjury under the laws of the State of Colorado that (check one):

- I am a United States citizen, or
- I am a Permanent Resident of the United States, or
- I am lawfully present in the United States pursuant to Federal law.

I understand that this sworn statement is required by law because I have applied for a public benefit. I understand that state law requires me to provide proof that I am lawfully present in the United States prior to receipt of this public benefit. I further acknowledge that making a false, fictitious, or fraudulent statement or representation in this sworn affidavit is punishable under the criminal laws of Colorado as perjury in the second degree under Colorado Revised Statute 18-8-503 and it shall constitute a separate criminal offense each time a public benefit is fraudulently received.

\_\_\_\_\_  
Signature

\_\_\_\_\_  
Date

### **Mail form and attachments to:**

City of Thornton, Infrastructure Maintenance Center  
12450 Washington Street, Thornton, CO 80241  
or email to **Water@ThorntonWater.com**.  
Walk-ins by appointment only.

**Questions? Call 720-977-6600 or email [Water@ThorntonWater.com](mailto:Water@ThorntonWater.com).**